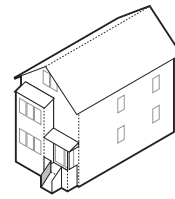





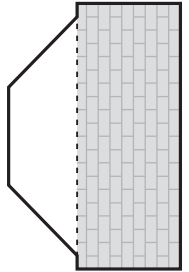
Frame Two-Flat




The wood-frame two-flat is a 2-1/2 story building with two or more apartments and a peaked gable roof.

Tens of thousands of wood-frame two-flats were built in the late 1800s in what was then the outskirts of the city. These areas were outside the "fire limit" requiring brick construction enacted after the Great Chicago Fire. Later these outlying areas were annexed by the city and continued developing into dense urban neighborhoods.

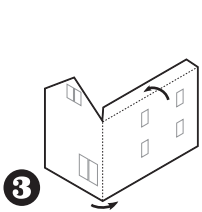
Like the workers cottage, the frame two-flat is a narrow building fit onto a 25-foot-wide city lot with a gable roof facing the street. Most commonly they are built with a first level up a few steps from the street.



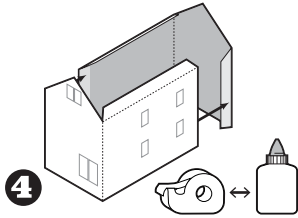
1 Color with marker or pencil




2 Cut on outlines



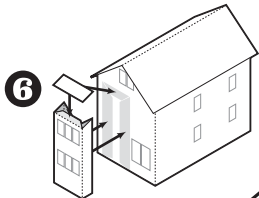
3 Fold walls




4 Tape or glue walls



5 Attach roof



6 Add bay window



7 Attach porch

