

## The Captain's Cryptic Letter

S T N O S I O P T C S H T L E C  
 L R R A B R O O M R Y C B L F R  
 C A O A O A M K V A U T A E I E  
 T A B S P B T S A W T I S B N A  
 L H T O S D O A M L N W E R K T  
 A U A T R I O M P S E E M O S U  
 F X O U Y A C O I P M R E O K R  
 M N E H N K T S R A I E N D E E  
 E V A R G T O O E C R W T G L C  
 S P E C T R E O R E E O Y H E A  
 N I K P M U P D P Y P L H O T N  
 C O B W E B S O U S X F S S O D  
 Z O M B I E E S C R E A M T N Y

Search for these words forwards and backwards, up, down and diagonally. The remaining letters contain a message from the ghost of old Captain Skorrenfold.

AXE, BASEMENT, BAT, BROOM, CANDY, CAT, COBWEBS, CRAWLSPACE, CREATURE, DOORBELL, EXPERIMENT, GHOST, GHOUL, GRAVE, HAUNTED, KNIFE, LABORATORY, MASK, POISON, PUMPKIN, SCISSORS, SCREAM, SKELETON, SPECTRE, SPOOKY, TOMBSTONE, TRAPDOOR, VAMPIRE, WEREWOLF, WITCH, ZOMBIE

## Electric Storm Maze



Can you escape the haunted house during the storm? Start at the lightning bolt and find the way to the front door!

## Halloween Decorations

Here are some fun ideas to make your haunted house model more realistic or extra spooky:

Scavenge some dried weeds and twigs outdoors to add more miniature trees and bushes in the front yard.

Cut fake cobwebs into small pieces and thin out. Stretch and glue a few strands across the interior spaces of the model. Add tiny plastic spiders or other insects.

Roll miniature jack-o-lanterns from polymer clay. Bake in the oven, paint faces on them, and add to the front porch and steps of the house.

Cut out the windows when assembling the house. Glue translucent paper behind the window openings. Place a flickering LED tealight inside the house for a spooky effect.

Drop a few chunks of dry ice in a tray of water next to the house to create miniature ground fog. Hide a speaker nearby to play spooky sound effects.


If you have a pet tarantula or mouse, let your friend explore the interior of the haunted house. Place a camera at scale eye level to film your own low-budget horror movie!

## A Beastly Bestiary

Find these monsters on the loose in Skorrenfold Manor:

### Easier

- Poe's raven
- Wolfman rock-n-roller
- Ghostly grandma knitting
- Black cat crossing
- Sasquatch scrubbing
- Three-legged girl
- Chupacabra cleaning up crumbs
- Beelzebub in a Barcalounger
- Bare-bones hobby-horse
- Saturn devouring his son
- Giraffe in a tuxedo
- Dr. Jekyll



- Mechanical monkey
- Thing on a theremin
- Floating eyeball
- Giant centipede

### Harder


- Feejee mermaid
- Mandrake root
- Cyclops sneaking through a wall
- Medusa
- Black widow in the window
- Epicurean tardigrade
- Portrait of Dorian Gray
- Cthulu
- Secretive skunk
- Pissed-off possum
- Hansel and Gretel
- Lizzie Borden
- Pizza-snatcher
- Emmett Kelly
- Pink cephalopod
- Mayan idol
- Zombie deputy
- Mothra
- Audrey II
- Freakies in a box
- Vampire in the rafters
- Nosferatu

## Seeing is Believing

Perhaps you do not believe that ghosts exist, or that Skorrenfold Manor is haunted. Stare closely at the image below for a few minutes, then glance over at your haunted house model and see for yourself. Within a few blinks you will see the spirits with your own eyes!




## Haunted House Freakout

You can turn your Cut & Assemble Haunted House into a marble maze! First find a small marble or bead about 1cm or 3/8 inch across. Test to make sure the marble can roll freely through the doorways of the house. 

Use an orange or white marble to represent a jack-o-lantern or skull. Paint a face on it for extra realism.

On a dare, your mini marble has entered the haunted house and made it up to the attic. But those creaking floors and spooky shadows are too much. Freakout! How fast can you get downstairs and out the side door to safety?



Drop your marble into the attic and try to roll your way out. Challenge your friends to beat your time.

## Monster Mash



The monsters are having a late-night dance party in the crypt, but who is watching?